

Tables of Contents

RICK B	1	Preface	RICK
BRICK	6	So what	BRIC
BRIC	7	Planning	
BRIC	8	Execution	K BR

RICK B

BRICK

BRICK BRICK BRICK BR

RICK BRICK BRICK BRICK

BRICK

Project Put On Pause

BRIC

One of the first things I started noticing moving from the West Coast to the East Coast is the brick buildings. Philly has some of the most beautiful brick buildings I've seen in my life.



fig. 1 Ware College House

I started to really pay attention to these buildings about a month into school. Specifically Hill College House – a building students often express disgust towards.



fig. 2 Hill College House exterior




fig. 3 Hill College House facade

I always thought Hill had charm, partially because Eero Saarinen was the architect.

And when I started to reconsider why people disliked Hill's exterior, I found the building to be incredibly beautiful.



fig. 4 Eero Saarinen with Gateway Arch

When you zoom in a bit, each individual brick reveals itself.

**And aren't they beautiful?**

The bricks are Rothko-esque.

Or are they actual Rothko's?

Many people find Mark Rothko's art to be beautiful.

What about the bricks?

Do *you* see the similarity?



fig. 5  
Brick located on Walnut St., 2019



fig. 4  
Mark Rothko, UNTITLED (No. 73),  
1952

With these questions in mind I got to work (asking more questions).

How do we elevate things and turn them into art? I remember someone saying, “The easiest answer is often the right one” So I chose to make museum labels or wall text to make the bricks “art”.

I chose this form in late October, and stored it in my mind while working through the semester.

# I started working in December



fig. 6  
Brick height: approx 2.5 inches



fig. 7  
Brick width: approx. 8 inches



fig. 8  
Abstract bricks



fig. 9  
Abstract brick closeup

**Day of...** I put up one poster & was promptly stopped by the Penn police and held for 30 minutes – this put the project on halt.

fig. 10 Final piece – wheatpasted outside Charles Addams



# What I did that day.




fig. 11  
Cutting posters at 2am



fig. 12  
First poster



fig. 13  
Mocking up poster




fig. 14  
Poster on Charles Addams Fine Arts Hall